




CORE Subjects	Lesson and Resources	Notes / Extension Task
ENGLISH	<p>Lesson 1 8 - Love in the play so far.pptx</p> <p>Lesson 2 9 - Conflict in Act 3 Scene 1.pptx</p> <p>Lesson 3 10 - Romeo in Act Three Scene Three.pptx</p> <p>Lesson 4 11 - Lord Capulet.pptx</p> <p>Lesson 5 12 - Familial Relationships.pptx 12 - Daughters in Shakespeare.docx</p> <p>Lesson 6 13 - Friar Lawrence.pptx</p> <p>Lesson 7 Sparx Reader</p>	

CORE Subjects	Lesson and Resources	Notes / Extension Task
<p>MATHS</p>	<p><u>Lesson 1</u> Expected outcomes M206</p>	<p>Sparx - How to Use</p> <p><u>Notes:</u> Where relevant, find the Sparx Task by clicking on Independent Learning:</p>  <p>And then search for the relevant task in the Search bar:</p>  <p>Use the videos for support as you answer the questions.</p> <p><u>Extension Tasks:</u> Complete all Compulsory, Target and XP Boost tasks at 100%</p>
	<p><u>Lesson 2</u> Frequency trees Sparx: U280 Complete the questions at all levels. When finished, follow this link and answer the questions. Frequency trees</p>	
	<p><u>Lesson 3</u> Sample space diagram Sparx: M718 Complete the questions at all levels. When finished, follow this link and answer the questions Sample space diagrams</p>	

CORE Subjects	Lesson and Resources	Notes / Extension Task
<p>MATHS</p>	<p><u>Lesson 4</u> Venn diagrams Sparx: M829 Complete the questions at all levels.</p>	<p>Sparx - How to Use</p> <p><u>Notes:</u> Where relevant, find the Sparx Task by clicking on Independent Learning:</p>  <p>And then search for the relevant task in the Search bar:</p> <div data-bbox="1254 533 1809 596"> <p>Search for topics: <input type="text" value="Enter topic name or code"/> Your curriculum: <input type="text" value="Key Stage 3"/></p> </div> <p>Use the videos for support as you answer the questions.</p> <p><u>Extension Tasks:</u> Complete all Compulsory, Target and XP Boost tasks at 100%</p>
	<p><u>Lesson 5</u> Venn diagrams Follow this link and answer the questions Venn diagrams Answers</p>	
	<p><u>Lesson 6</u> Solving one step equations Sparx: M707 Follow this link, watch the video by pressing the red button and answer question 1. Click the tick at the bottom to check your answers. Solving equations</p>	
	<p><u>Lesson 7</u> Solving two step equations Sparx: M509 Follow this link, watch the video by pressing the red button and answer questions 2, 3 and 4. Click the tick at the bottom to check your answers. Solving equations</p>	

CORE Subjects	Lesson and Resources	Notes / Extension Task
SCIENCE	Yr9 – KS4 Biology – Cell Biology Lesson 1 Cell Cycle and mitosis	<p><u>To access lesson:</u></p> <ol style="list-style-type: none"> 1. Click on the link > Curriculum - Curriculum (continuityoak.org.uk) 2. Click on KS 3 Science > 3. Select correct topic> 4. Click on lesson number> 5. Select Lesson video/expand screen
	Yr9 – KS4 Biology – Cell Biology Lesson 2 Stem cells and their uses	
	Yr9 – KS4 Biology – Cell Biology Lesson 3 Useful math skills	
	Yr9 – KS4 Biology – Cell Biology Lesson 4 Cell biology review 1 + 2	
	Yr9 – KS4 > Chemistry Lesson 5 Atoms elements and compounds	
	Yr9 – KS4 Chemistry Lesson 6 Chemical formulae and conservation of mass	

Foundation Subject	Lesson and Resources	Notes / Extension Task
ART	<p><u>Yr9 Project: Conflict</u></p> <p>During your last lesson you should have plan at least 2 different compositions for your painting. Today you should start the painting.</p> <ol style="list-style-type: none"> 1. Research John Piper for 5 mins to remind yourself about he’s style, using dark areas to create a dramatic look, enough detail to identify what you are looking at, but not too much detail, etc. 2. If you have your work from last lesson , choose your best composition. 3. If not, google “war artists” and look for inspiration. Find one image you would like to use. 4. You should use A3 paper, you can use stick to A4 pages together, use the box of cereals/ pizza by opening it and painting in the inside. 5. Start by ssketching the image and thinking about your backgtound. 6. Add your dark areas first as John Piper to create more contrast. Then add colour 7. If you haven’t got colour, you can use tea/ coffee, or just spend the whole lesson adding detail to the image. 8. Write your name surname, class code and present the work to your teacher when you are back in your class. 	<p>Note: If you are UNSURE at any point, please contact Mrs Palomino with any questions and further guidance.</p> <p>If you finish earlier than in 1hr and 15mins, start having a go of doing the actual portrait in an A4. Try to draw the person you are using in your project . If not able, you may trace, but you will learn more if you do some yourself</p>
DRAMA	<p>This half term we are looking at script work. We are looking at extracts from Blood Brothers by Willy Russell. Answer the questions by researching on the internet.</p> <ol style="list-style-type: none"> 1) What was the play written? 2) What type of play is Blood Brothers? 3) What is the story about? 4) What famous people have performed in the show? 5) Is Blood Brothers playing at any theatres in the country at the moment? 6) Who are the two main characters and what are they like? 	

Foundation Subject	Lesson and Resources	Notes / Extension Task
<p>FRENCH</p>	<p>Here are the topics that we are studying this term:</p> <p>Relationships with family and friends</p> <ul style="list-style-type: none"> - Food and Meals - World Cuisine - Celebrations / Festivals <p>Revise these topics here on BBC Bitesize:</p> <p>Celebrations and festivals Free time activities Food/Meals</p> <p>Practise the vocabulary from the French page in your Knowledge Organiser.</p>	<p>Notes:</p> <ol style="list-style-type: none"> 1. Watch the video on Bitesize and complete the activities. 2. Make a note of any new words in French and English 3. Write a short paragraph (50 words) about the topic. Use opinions, past tense and future tense. Revise writing it out from memory – ask someone at home to test you if possible! <p>Homework / Extension tasks:</p> <ol style="list-style-type: none"> 1. Active Learn. Go to https://www.pearsonactivelearn.com/app/Home Your username is your Regis School email. Your password is Tr5Reset20 Complete set tasks.
<p>GEOGRAPHY</p>	<p>Follow the links below to watch and complete the Oak National lessons. Ensure you are in a suitable environment to work where you can listen to the teacher recording of the lesson. You will pause and complete all activities and record your work on the worksheet uploaded or in a notebook or on paper.</p> <p>Only complete the amount of lessons you would have missed had you have been in school.</p> <p>Website: https://continuityoak.org.uk/Lessons</p> <p><u>Spring Term 1/Spring Term 2:</u> Go to- Geography- Year 8- Unit 5- Energy</p> <p><i>Week beginning 19/2</i> L7- What is fracking and why is it controversial? L8- What are the likely impacts of fracking in Lancashire?</p>	<p>If you have finished all the tasks in the lesson and resources section and wish to continue some more geography work log on to Seneca using your school account.</p> <p>Search for KS3 Geography and work your way through the learning and quizzes for the topic you are currently learning.</p>

Foundation Subject	Lesson and Resources	Notes / Extension Task
<p>HISTORY</p>	<p>Lesson 28: What social changes took place after the Russian Civil War? Alexandra Kollontai and Social Change (thenational.academy)</p> <p>Lesson 29: What is fascism? The Long Campaign for Democracy (thenational.academy)</p> <p>Lesson 30: Why did fascist support increase in the 1920's? Fascist Support in the 1920s (thenational.academy)</p>	
<p>MUSIC</p>	<p>Tasks will appear here when available. While they are not available, refer to the Year 9 Knowledge Organiser for tasks or ask your teacher.</p>	
<p>RELIGIOUS STUDIES</p>	<p>Lesson 1 Religious attitudes towards homosexuality https://classroom.thenational.academy/lessons/attitudes-towards-sexuality-6mt3cd</p> <p>Lesson 2 Disability discrimination https://classroom.thenational.academy/lessons/prejudice-and-discrimination-based-on-disability-6rv38t?utm_campaign=sharing-button&activities=intro_quiz+video+exit_quiz&utm_medium=copy-link</p>	<p>Notes: Open the link and complete the lesson, pause the video as and when needed.</p> <p>Extension task: Open the link and complete the lesson, pause the video as and when needed: https://classroom.thenational.academy/lessons/status-of-women-in-islam-70w3ed</p> <p>Notes: Open the link and complete the lesson, pause the video as and when needed.</p> <p>Extension task: Open the link and complete the lesson, pause the video as and when needed: https://classroom.thenational.academy/lessons/prejudice-and-discrimination-based-on-race-6mtk0r</p>
<p>SPANISH</p>	<p>Here are the topics that we are studying this term:</p> <p>The World around us</p> <ul style="list-style-type: none"> - Food and Meals - World Cuisine - Celebrations / Festivals <p>Revise these topics here on BBC Bitesize: Celebrations and festivals Free time activities Food/Meals</p>	<p>Notes:</p> <ol style="list-style-type: none"> 1. Watch the video on Bitesize and complete the activities. 2. Make a note of any new words in Spanish and English 3. Write a short paragraph (50 words) about the topic. Use opinions, past tense and future tense. Revise writing it out from memory – ask someone at home to test you if possible! <p>Homework / Extension tasks:</p> <p>Active Learn. Go to https://www.pearsonactivelearn.com/app/Home</p> <p>Your username is your Regis School email. Your password is Tr5Reset22 Complete set tasks.</p>